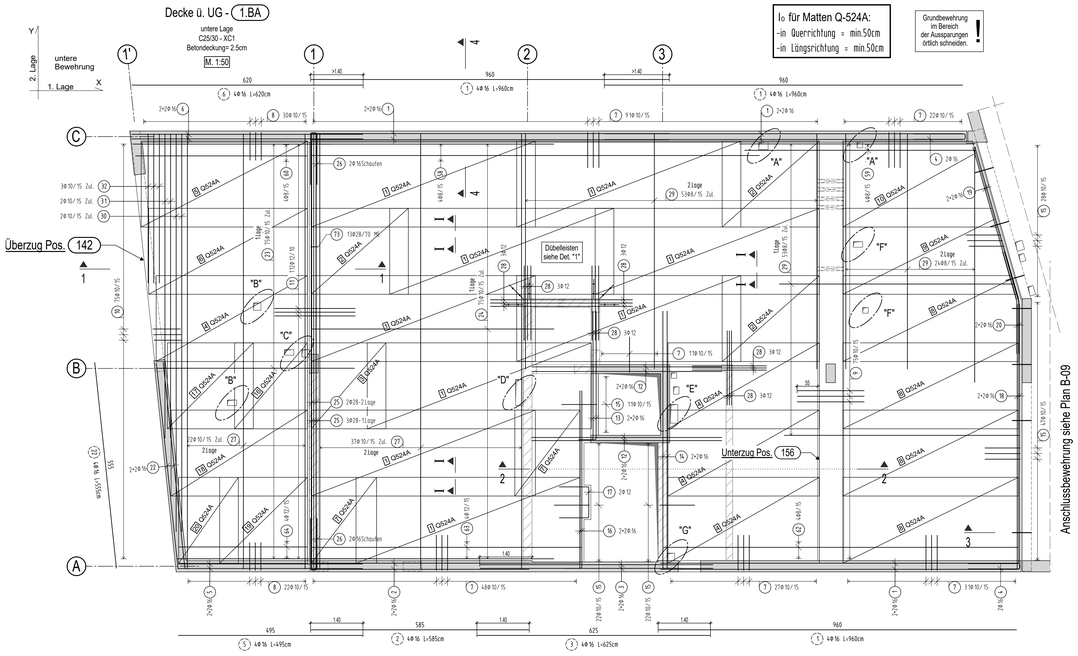

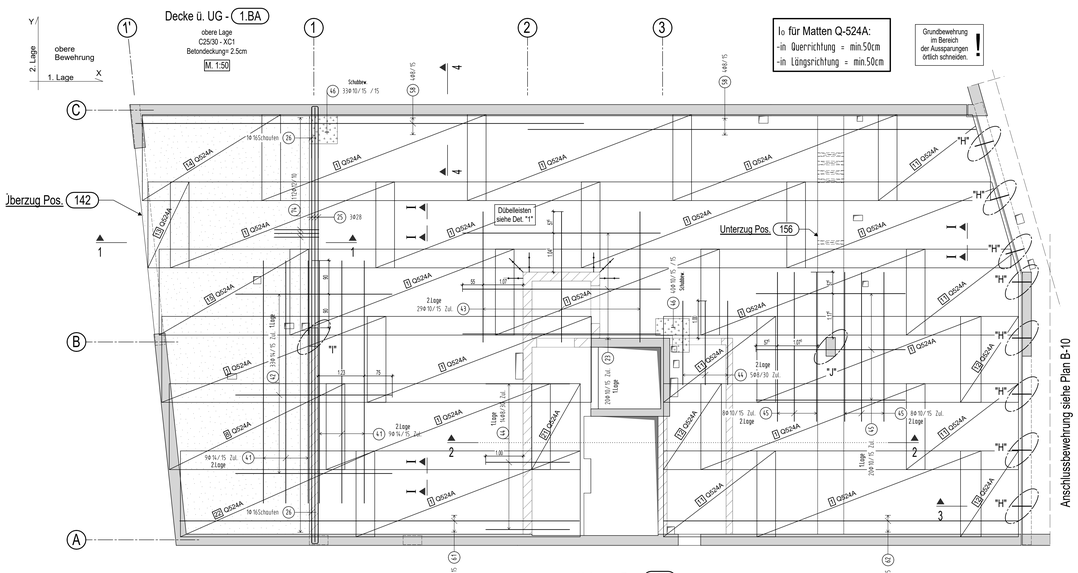

Überzug Pos. 142

b/h= 24/105cm

M. 1:50

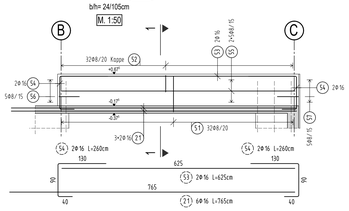

Unterzug Pos. 156

b/h= 70/70cm

M. 1:50

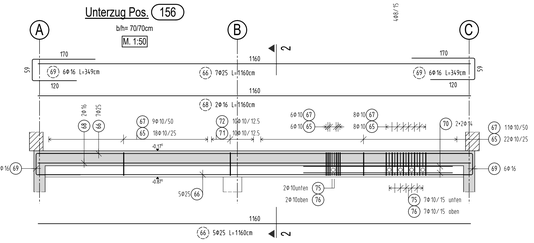

Detail "A"

M. 1:50

2x vorh.

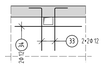

Detail "B"

M. 1:50

2x vorh.

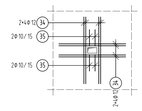

Detail "C"

M. 1:50

1x vorh.

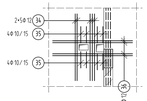

Detail "D"

M. 1:50

1x vorh.

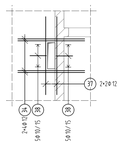

Detail "E"

M. 1:50

1x vorh.

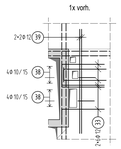

Detail "F"

M. 1:50

2x vorh.

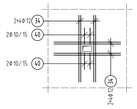

Detail "G"

M. 1:50

1x vorh.

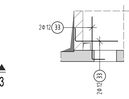

Detail "H"

M. 1:15

8x vorh.

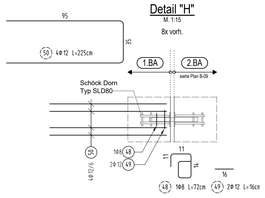

Einbausystem siehe Regelschnitt I-I

Schubbewehrung

M. 1:25



Detail "1"

3x A Schöck BOLE O 16/350-2/BS20 (130-260-130)

M 1:25

2x vorhanden

REGELSCHNITT I-I

REGELDETAIL FÜR BPL h= 20-40 cm
GRUNDBEWEHRUNG UND ABSTANDHALTER
M 1:10

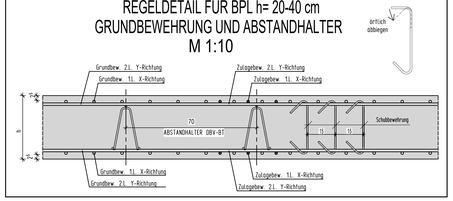

Einbau- und Zubehörteilliste

Pos.	Menge	Einheit	Bezeichnung	Werkstoff
A	6	Stück	Schöck BOLE O 16/350-2/BS20 (130-260-130)	lt. Werk

Achtung ! Die obere Bewehrung ist auf DBV-BT-Abstandhaltern zu verlegen.
(Achsabstand ca. 0.70 m)

Plattendicke	Bewehrung	Fläche	Typ	Anzahl
h=40cm	ohne Schraffur	ca. 194 m2	DBV-BT-29	136 Stk.
h=20cm		ca. 45 m2	DBV-BT-9	32 Stk.

ca. 0.70 Stk/m2

Schnitt 1 - 1

M. 1:25

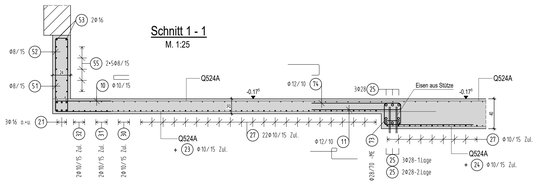

Schnitt 3 - 3

M. 1:25

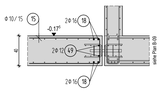

Schnitt 2 - 2

M. 1:25

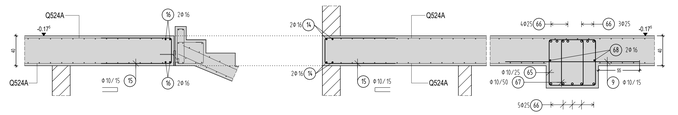

Schnitt 4 - 4

M. 1:25

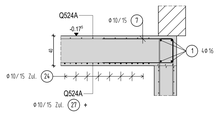

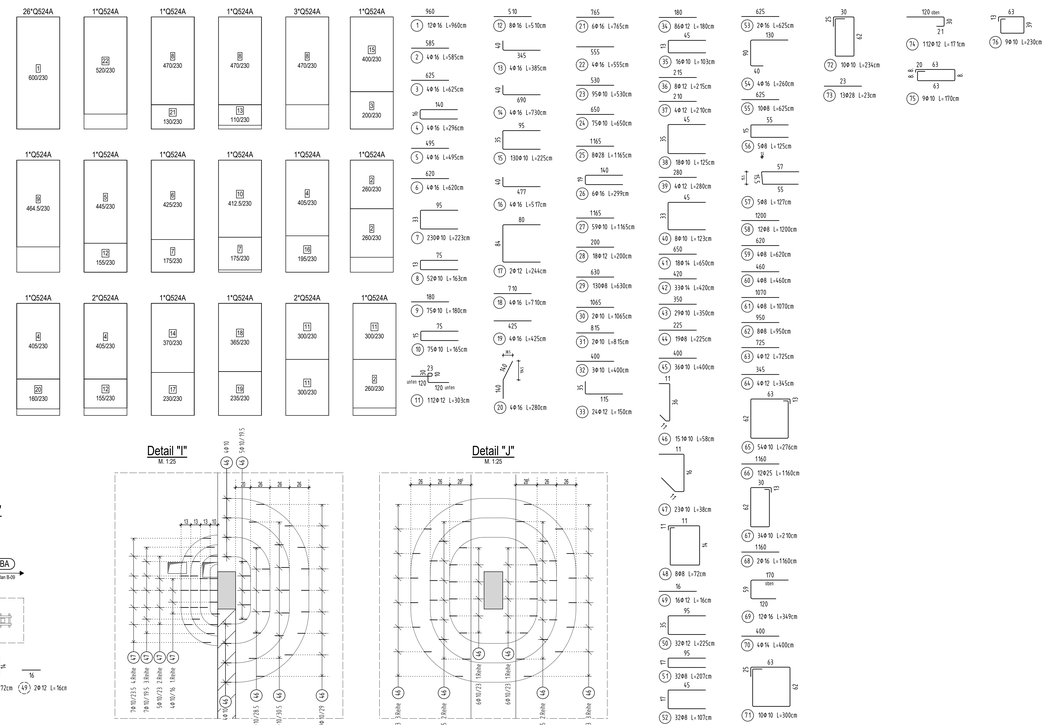

H/B = 841 / 1379 (1.16m²)

Allplan 2018